



**APPAREL MADE-UPS & HOME FURNISHING
SECTOR SKILL COUNCIL**

Welcome to AMHSSC Job Portal

USER MANUAL



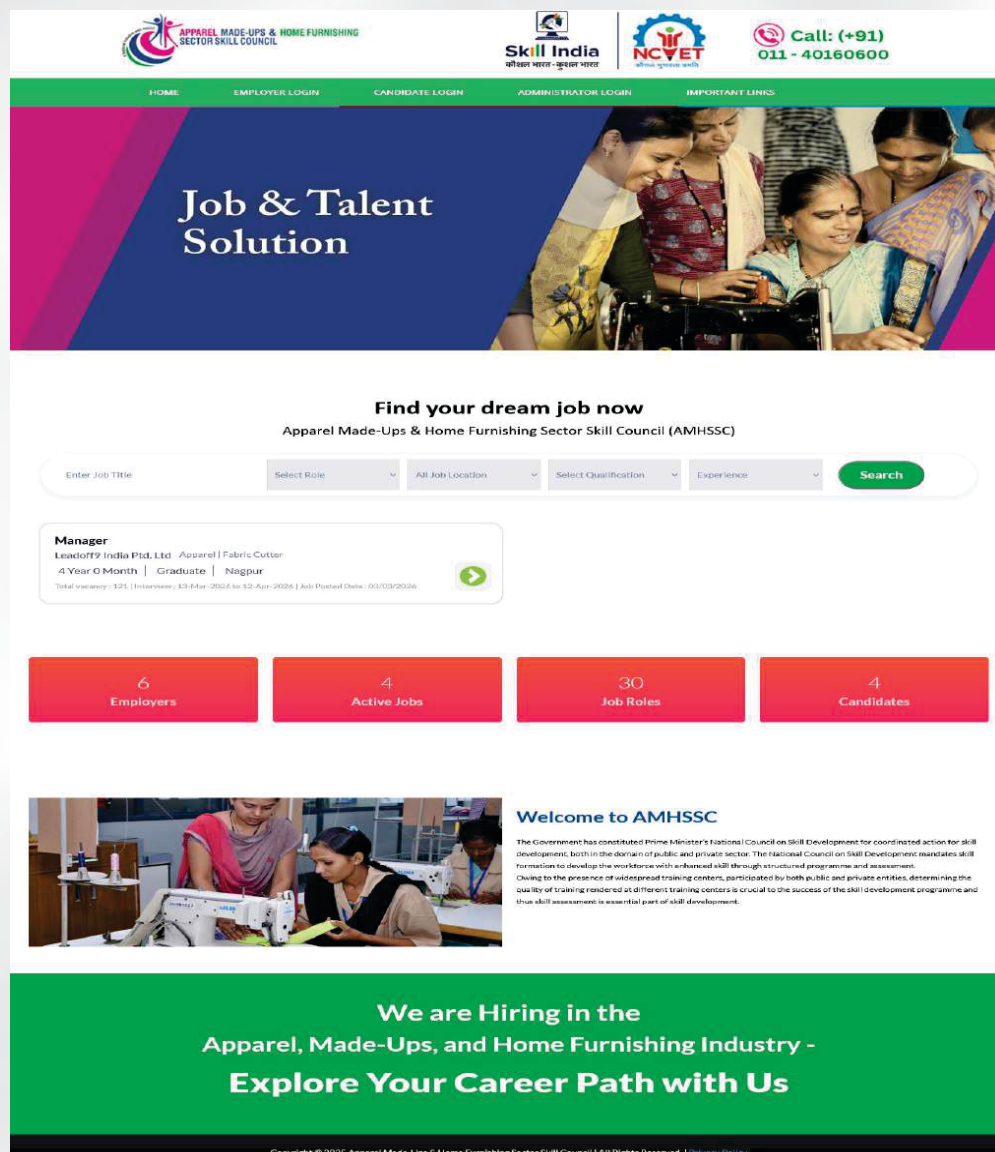
Job Portal

INTRODUCTION

The AMHSSC Job Portal is designed to connect skilled candidates with employers in the apparel sector. The platform provides a simple and efficient system for job seekers to explore employment opportunities and for employers to recruit skilled manpower.

This portal is integrated with SSC DBMS Training Partners and Candidates, creating a strong network of resources and employment opportunities. The portal also supports integration with third-party applications, which further enhances its functionality and reach.

The primary objective of this portal is to simplify the recruitment process and provide a user-friendly platform for both candidates and employers.



(Figure 1: AMHSSC Job Portal Home Page)

Portal Features

- Employer, Candidate and Admin Dashboard
- Candidate Profile Management
- Employer Profile Management
- Secure Admin Login
- Job Search Filters
- Job Posting Management
- Messaging and Notifications
- Seamless Integration Options
- Mobile-Friendly Access
- Real-time Updates
- User-friendly Interface

Advanced Features

- Advanced Matching Algorithms
- Fully Customizable Linking with Other DBMS
- Designed Specifically for AMHSSC

Our user-friendly platform is designed to support job seekers from different backgrounds such as fresh graduates, experienced professionals, and individuals looking for career transitions.

This portal is specially designed for the Apparel Sector, helping connect skilled candidates with employers in the apparel and textile industry.

We understand the challenges faced in the job market, and our aim is to create meaningful connections between job seekers and employers.

For employers, the portal simplifies the recruitment process by providing a centralized dashboard to manage job postings, applications, and candidate selections.

Finding the right candidate for your organization becomes easier with advanced matching features and a wide pool of skilled candidates.

Portal Overview

The AMHSSC Job Portal provides two primary user interfaces designed to support both job seekers and employers. Each interface offers specific features that help users efficiently perform their activities on the portal.

Candidate Registration

Before logging into the portal, candidates must first create an account. When accessing the login page, a Disclaimer & Privacy Policy popup will appear. The user must read the policy, tick the agreement checkbox, and click “Accept & Continue” to proceed.

Disclaimer & Privacy Policy

Disclaimer

Registration on the AMH SSC Job Portal and submission of personal information does not in any manner guarantee employment, selection, or placement. The portal's role is limited to providing a facilitation platform for candidates and employers in the Apparel industry to connect and share opportunities. All recruitment decisions remain solely with the respective employers.

Privacy Policy

1. Introduction

The Apparel, Made-Ups & Home Furnishing Sector Skill Council (AMHSSC) is committed to protecting the privacy and confidentiality of users accessing our Job Portal. By using this portal, you agree to the terms outlined in this Privacy Policy.

2. Information We Collect

I have read, understood, and agree to the above Disclaimer & Privacy Policy terms.

Accept & Continue

Steps to Register:

Step 1: Visit the Candidate Portal. (<https://jobs.sscamb.com/candidates.aspx>)

Step 2: Click on "Create New Account".

Step 4: Click the "Register" button to complete the registration process.

Step 1: On the login page, click on "Create new Account".



Step 2: You will be redirected to the Candidate Registration Page.

Step 3: Fill out the form according to the given Instructions and click the 'Register' button.

Candidate Login

After successful registration, candidates can log in to the portal.

Step 1: Visit the Candidate Login page.

Step 2: Enter your **Candidate ID** and **Password**.

Step 3: Click the “**Login**” button.

A **Disclaimer & Privacy Policy popup** will appear on the login page. The user must read the policy, tick the agreement checkbox, and click “**Accept & Continue**” to proceed.

Step 1: Visit the official

<https://jobs.sscamh.com/candidates.aspx>

Step 2: Enter your ID and Password in the respective fields.



The screenshot shows the top navigation bar with logos for APPAREL MADE-UPS & HOME FURNISHING SECTOR SKILL COUNCIL, Skill India, and NCVET. Below the navigation bar, the 'CANDIDATE LOGIN' tab is selected. The main content area features a large 'Candidate Login' heading on the left and a login form on the right. The form includes fields for 'Enter Login ID*' and 'Password*', a 'Login' button, and links for 'Create new Account?', 'Forgot Password?', and 'Activate My Account'.

Step 3: Click the “Login” button.



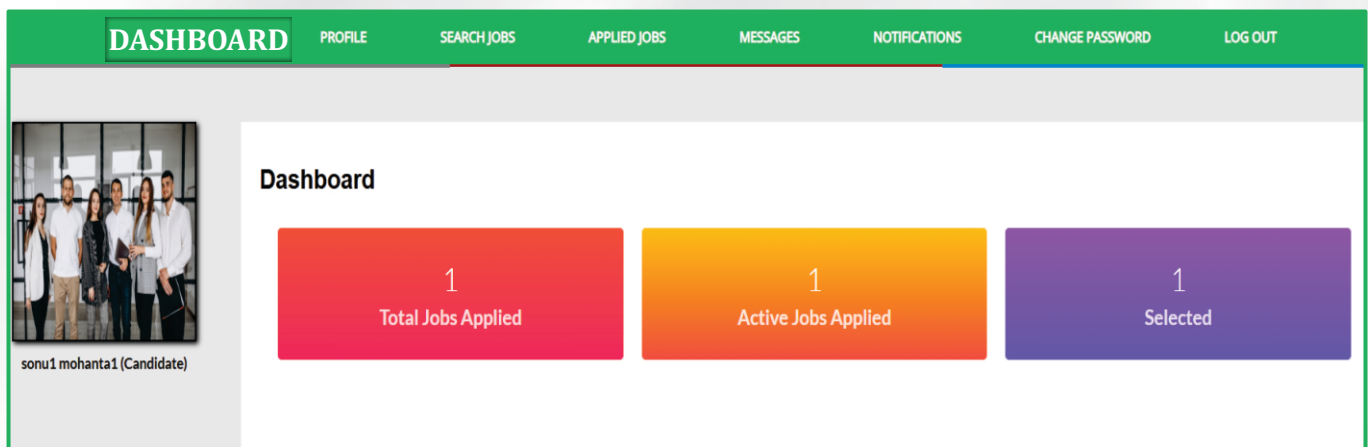
This screenshot is identical to the previous one, but with a hand cursor icon pointing to the 'Login' button, indicating the final step of the process.

Candidate Dashboard

After logging in, the candidate will be redirected to the Dashboard, where they can view important information related to their profile and job applications.

The dashboard displays:

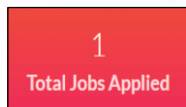
- Candidate Profile Photo
- Total Jobs Applied
- Active Job Applications
- Selection Status
- Messages and Notifications



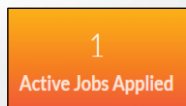
The screenshot shows a dashboard with a green navigation bar at the top containing the following links: DASHBOARD, PROFILE, SEARCH JOBS, APPLIED JOBS, MESSAGES, NOTIFICATIONS, CHANGE PASSWORD, and LOG OUT. Below the navigation bar, on the left, is a profile photo of a group of people with the caption 'sonu1 mohanta1 (Candidate)'. To the right of the photo, the word 'Dashboard' is displayed above three colored cards: a red card showing '1 Total Jobs Applied', an orange card showing '1 Active Jobs Applied', and a purple card showing '1 Selected'.



The profile photo of the candidate is displayed.



The total jobs applied by the candidate are being displayed.



You can see the currently active jobs the candidate has applied for.



This section shows what has been selected by the admin

Candidate Profile

The Profile Section displays the candidate's personal and educational information. Candidates can update the following details:

- Personal Information
- Educational Details
- Training Details
- Employment Experience
- Preferred Job Location
- Language Preferences

To update information, edit the required fields and click the **Update** button.

The screenshot shows a form with five tabs: Personal Information, Educational Qualification Details, Training Specialization, Experience Details, and Location & Language Preferences. The Personal Information tab is active, showing fields for First Name (sonu1), Last Name (mohanta1), Email ID (sanatanmohanta@leadoff.in), Contact No. (9354245088), State (Karnataka), Address (sector- 9111111111111111asasaas), Marital Status (Single), Gender (Male), LinkedIn Profile #URL, and Resume/CV (Only PDF Document). There are also fields for Twitter Profile #URL and an Update Profile Image button. An Update button is at the bottom.

Candidate's personal information is displayed here

The screenshot shows the Educational Qualification Details section with fields for Qualification (Select Qualification), Institution/University Name, Percentage, Year of Passing, and Educational Certification (Only PDF Document). A Save & Add More button is at the bottom.

The candidate's educational details are shown here. To make changes, update the information and click "Save & Add More."

The screenshot shows the Training Specialization section with fields for Job Role (Select Role), Candidate ID, and Year (Select). A Save & Add More button is at the bottom. Below the form is a table with columns Job Role, Candidate ID, and Year.

Job Role	Candidate ID	Year
Assistant Designer- Apparel, Made ups and Home Furnishings	9911815153	2001

Details of any training completed by the candidate will be shown here.

The screenshot shows the Experience Details section with a Total Experience dropdown (2 Months) and a Your Current/Last Employer Detail section. The employer detail section includes fields for Employer Name (leadoff India), Job Title (Machine Operator), Current/Last CTC (INR) (150000), and a checkbox for "Is this your current Employer?". There are also fields for From Date (01/03/2024), To Date, and Job Description.

Candidates can add their experience in the Employment Record section

The screenshot shows the Location & Language Preferences section with two dropdown menus: Job Location (Select up to 3) and Language (Select up to 3). The Job Location dropdown shows options like Ahmedabad, Bangalore, Bhopal, Chennai, Delhi-NCR, Hyderabad, and Indore. The Language dropdown shows options like English, Hindi, Bengali, Telugu, Marathi, Tamil, and Gujarati. An Update button is at the bottom.

Candidates can choose their preferred job location and languages (up to 3) under the location & languages Preferences section.

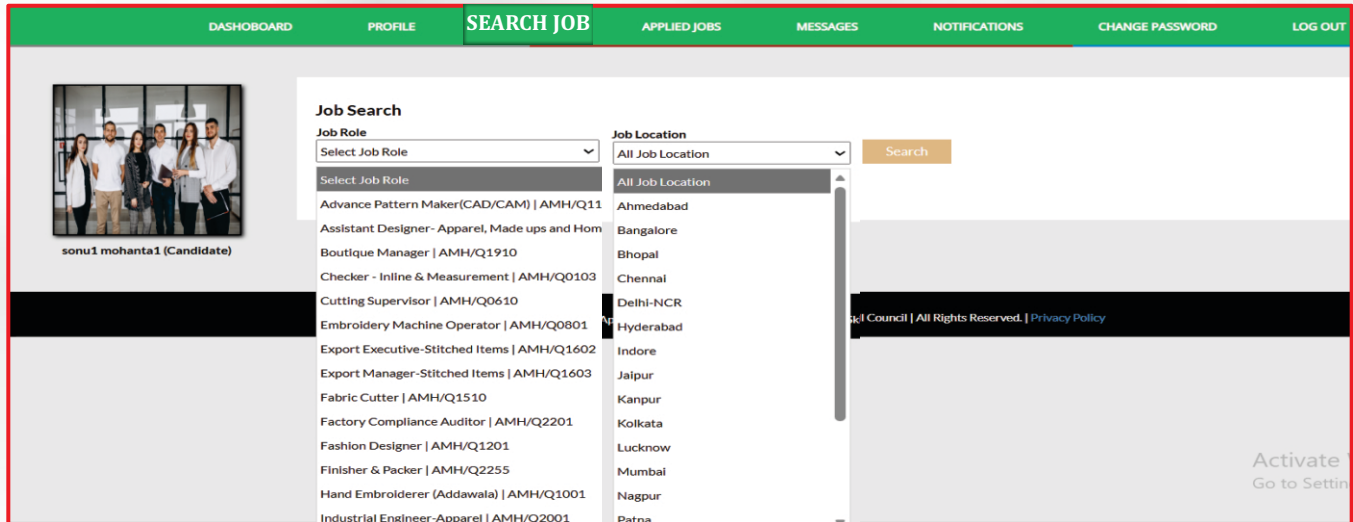
Search Job

Candidates can search for job opportunities using the Search Job feature.

Jobs can be filtered using:

- Sub-Sector
- Job Role
- Location

After selecting the desired filters, the system will display the available job listings.



When you select the job role, and location, the job information will be displayed

The screenshot shows the 'Job Search' section with the 'Job Role' dropdown set to 'Fabric Cutter' and the 'Job Location' dropdown set to 'Nagpur'. A 'Search' button is visible. Below the filters, a table displays the search results. The table has the following columns: S.No, Job Posted Date, Employer Name, Job Title, Job Role, No. of Vacancy, Interview, Job Location, Interview Location, Last Apply Date, and View. The table contains three rows of job listings.

S.No	Job Posted Date	Employer Name	Job Title	Job Role	No. of Vacancy	Interview	Job Location	Interview Location	Last Apply Date	View
1	03/03/2026	Leadoff9 India Ptd. Ltd	Manager	Fabric Cutter	121	13-Mar-2026 to 12-Apr-2026	Nagpur	Pimpri-Chinchwad	09-Mar-2026	
2	03/03/2026	Leadoff9 India Ptd. Ltd	L1 suport	Factory Compliance Auditor	21	9-Mar-2026 to 17-May-2026	Pune	Kolkata	09-Mar-2026	
3	09/03/2026	Ram & sons	Finisher	Finisher & Packer	1	18-Mar-2026 to 30-Mar-2026	Bhopal	Bhopal	11-Mar-2026	

Clicking on "Apply Job" will submit your application for the job.

The screenshot shows the 'Job Description : Finisher' page. It contains a table with the following information:

Company	Ram & sons
Location (City)	Bhopal
Sub Sector	Apparel
Job Role	Finisher & Packer
Qualification	Diploma
Salary	400000 (INR)
Vacancy	1
Interview from	18 Mar 2026
Interview till	30 Mar 2026
Last Date of Apply	11 Mar 2026
Description	atoz

At the bottom right of the page, there is an 'Apply Job' button.

Apply for Job



Call: (+91)
011 - 40160600

DASHBOARD

PROFILE

SEARCH JOBS

APPLIED JOBS

MESSAGES

NOTIFICATIONS

CHANGE PASSWORD

LOG OUT

APPLIED JOB



Bharti Bansiwala (Candidate)

Job Description : admin

Company	Bharti Pvt Ltd
Location (City)	Delhi-NCR
Sub Sector	Apparel
Job Role	Advance Pattern Maker(CAD/CAM)
Qualification	Graduate
Salary	1000000 (INR)
Vacancy	2
Interview from	3 May 2026
Interview till	5 May 2026
Last Date of Apply	01 May 2026
Description	Able to draw Pattern.

Cancel Application

Applied Jobs

The **Applied Jobs** section displays all jobs that the candidate has applied for. Candidates can also withdraw their application by clicking Cancel Application.

S.No	Job Posted Date	Employer Name	Job Title	Job Role	No. of Vacancy	Interview	Location	View
1	03/03/2026	Leadoff9 India Pvt. Ltd	Manager	Fabric Cutter	121	13-Mar-2026 to 12-Apr-2026	Nagpur	

To withdraw from a job application, the candidate can click on "Cancel Application."

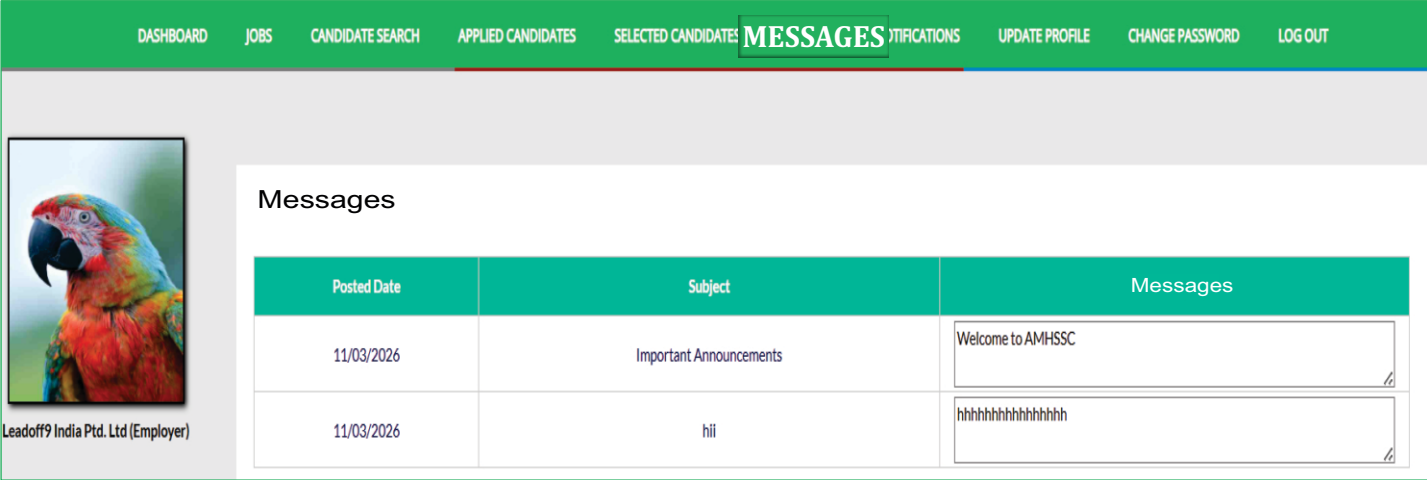
Job Description : Manager	
Company	Leadoff9 India Pvt. Ltd
Location (City)	Nagpur
Sub Sector	Apparel
Job Role	Fabric Cutter
Qualification	Graduate
Salary	150000 (INR)
Vacancy	121
Interview from	13 Mar 2026
Interview till	12 Apr 2026
Last Date of Apply	09 Mar 2026
Description	Nil

[Cancel Application](#)

Messages & Notifications

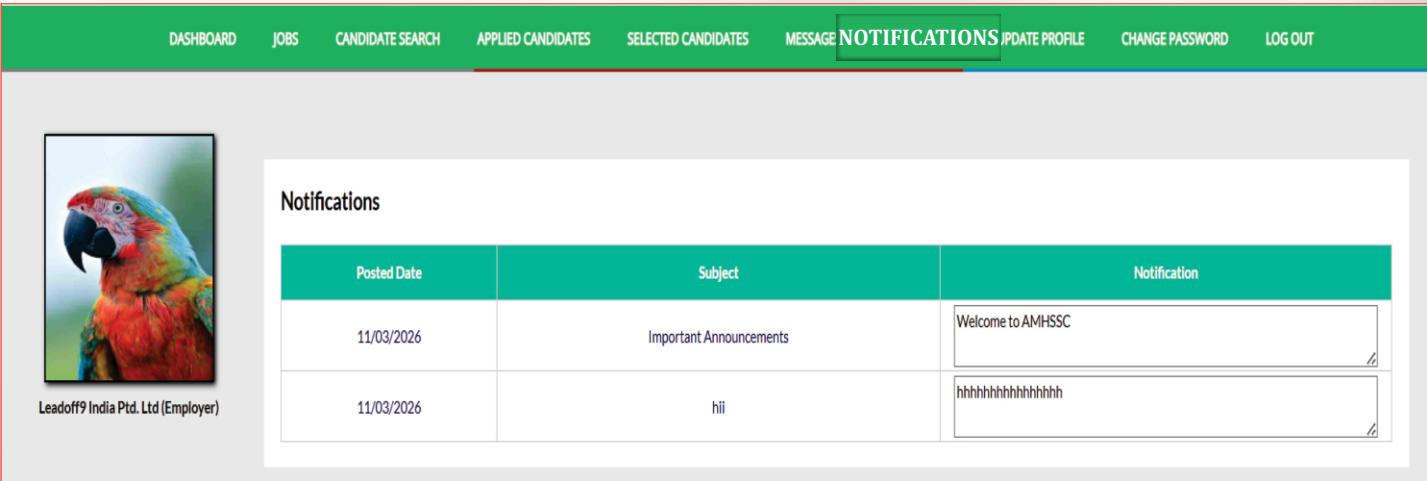
Candidates can view updates from the admin and the Employer in the following sections:

Messages – Displays messages sent by the admin or the Employer



Posted Date	Subject	Messages
11/03/2026	Important Announcements	Welcome to AMHSSC
11/03/2026	hii	hhhhhhhhhhhhhhhh

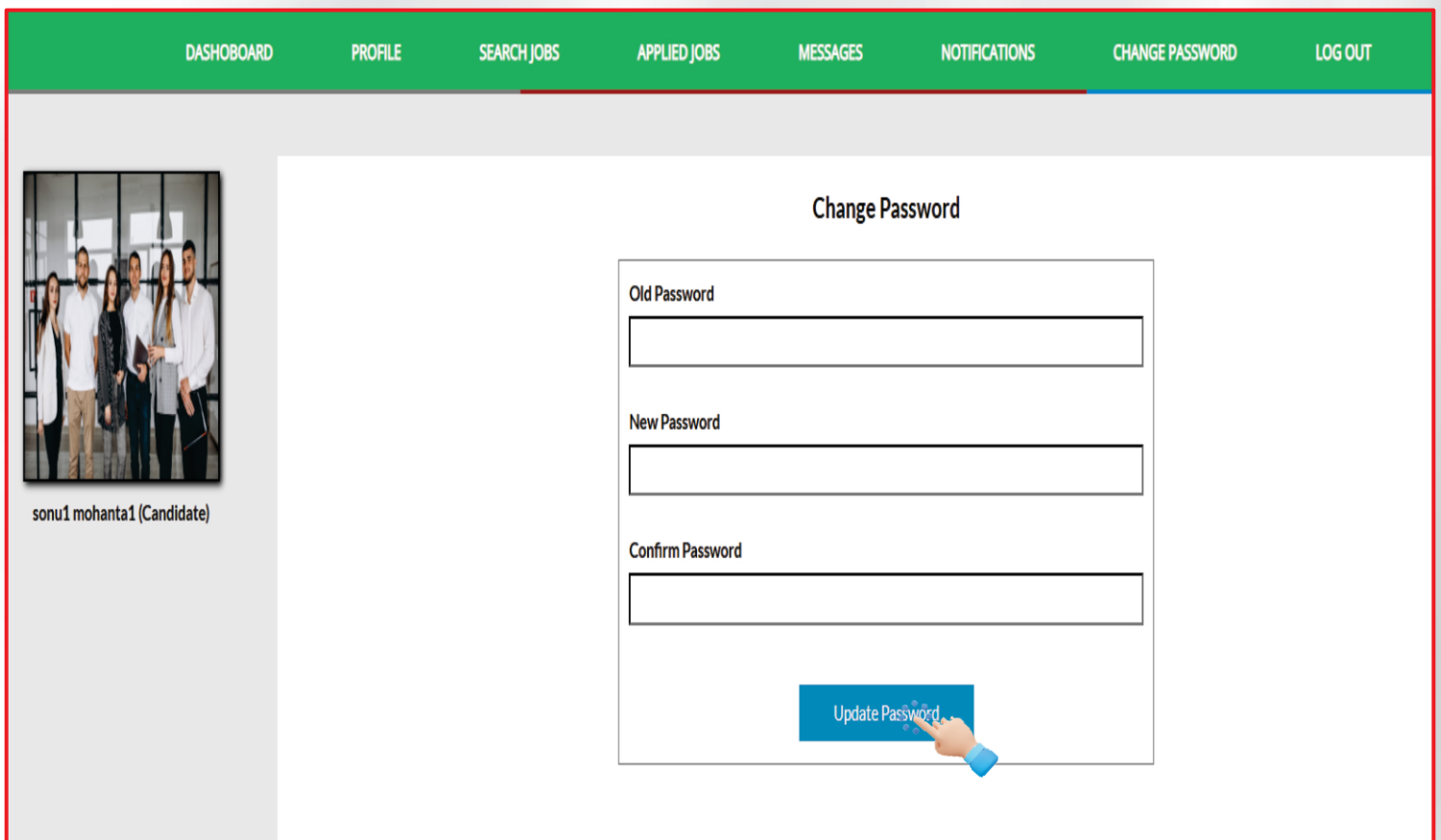
Notifications – Displays important alerts and updates



Posted Date	Subject	Notification
11/03/2026	Important Announcements	Welcome to AMHSSC
11/03/2026	hii	hhhhhhhhhhhhhhhh

Change Password

Candidates can update their password through the Change Password section. After entering the new password, click Update Password to save the changes.



The screenshot shows a user dashboard with a green navigation bar at the top containing the following menu items: DASHBOARD, PROFILE, SEARCH JOBS, APPLIED JOBS, MESSAGES, NOTIFICATIONS, CHANGE PASSWORD, and LOG OUT. On the left side, there is a profile picture of a group of five people and the text "sonu1 mohanta1 (Candidate)". The main content area is titled "Change Password" and contains three input fields: "Old Password", "New Password", and "Confirm Password". Below these fields is a blue button labeled "Update Password" with a hand cursor icon pointing to it.

Logout

Candidates can securely log out from the portal by clicking the Logout button.

